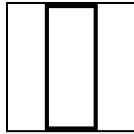





UV300 ULTRAFAN UV-TECH FILLER



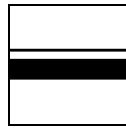
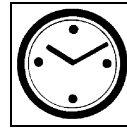
Ready for use

Pot life at 20° C: none



Ø 1,2-1,3 mm

N° coats: 1-2

Sealer: 80-100 µ
Filler: 120-150 µFlash-off between coats:
10-20 sec.

Final flash-off: 20-30 sec.

Irradiation between coats:
5-10 sec.Final irradiation:
1-5 min.

Always use DPI

DESCRIPTION

Ready-for-use UV sealer-primer surfacer, with easy application and very fast drying, for high-efficiency painting processes with low solvent emission.

USE

Sealer/primer filler for all car repair works, it is ideal for small touch-ups where speed of execution is priority.

CHARACTERISTICS

- Good application and very good vertical hold
- High efficiency of the working cycle
- Excellent speed of drying
- Very low energy consumption
- No pot life
- Very good sealing and filling power (with more coats)
- Good sanding
- Low topcoat absorption
- Good anticorrosive power (it contains active pigments)

SUBSTRATE PREPARATION

Knifing UV putty: finish with P400 grit paper and degrease with 00695 SILICONE REMOVER SLOW or with 00880 SILICONE REMOVER FAST.

Zinc-coated steel, aluminium, steel: the sealer-primer surfacer has good adhesion and good anticorrosive properties on different metallic substrates. To ensure the greatest adhesion and further improve the level of corrosion resistance on large surfaces, it is possible to treat the substrate, suitably sanded and cleaned, with 04318 FIX-O-DUR EC or 05720 MONOPRIMER or with PW600 POWER WIPES AC PRIMER.

Old coatings and new parts treated with cathodic coating: sand and degrease with 00665 HYDROCLEANER SLOW/00699 HYDROCLEANER or 00695 SILICONE REMOVER SLOW. Bare steel sheets are to be treated with PW600 POWER WIPES AC PRIMER.

Plastics (car field): envisage the application of MF302-06-10/MAC81 or 04363.

SMC – PRFG: sand with P180-240-320 grit paper and degrease with 00695 SILICONE REMOVER SLOW.

APPLICATION

High transfer spray or HVLP

Ready for use. Carefully stir for 1-2 minutes before use.

Keep the product protected in a UV container far from light sources.

Ø High Transfer and HVLP air cap: 1,2-1,3 mm;
Pressure: as indicated by the gun producer
N° of coats: **Sealer** 1 coat; **Filler** 2 coats
Flash-off between coats: 10-20 sec. – Then UV irradiation for 5-10 sec. on the coated surface
Recommended film thickness: **Sealer** 80-100 µ - **Filler** 120-150 µ
Theoretical coverage at 75 µ: 4.1 m²/kg; 6 m²/l.

The product covering power is optimised to ensure a perfect crosslinking. Too high film thicknesses can interfere with the through drying.

DIR 2004/42/CE: Primer-Filler 2K IIB/c – VOC ready for use 540 g/l
This product ready for use contains at most 340 g/l VOC

DRYING TIMES

UV LED lamps

Time

Final flash-off: 20-30 sec. before irradiation

Final irradiation: 1-5 min. according to the film thickness and the lamp power

Distance

Hand lamp UV LED: 2-5 cm

UV LED Wheeled module (for whole panels): 15-20 cm

Emission peak of the lamp (wave length): 395 nm

To ensure the correct drying, ascertain that all coated surface is irradiated in a perpendicular and uniform way.

SANDING

Before sanding clean the surface with 00617 PLASTIC CLEANER. Ascertain that sanding also affects the outside zone of the touch-up, in order to carefully remove crosslinked paint residues (overspray).

Primer/Sealer: dry sanding with P500 grit paper (random orbital sanding machine)

Primer/Filler: dry sanding with P400/500 grit paper (random orbital sanding machine).

RECOMMENDED OVERCOATING

- MACROFAN HS TOPCOAT
 - HYDROFAN / BSB + Refinish clearcoats from the Lechler product range
-

OBSERVATIONS

Important note regarding light: handle the product far from direct light sources. Keep the product in matt containers tightly closed, far from light and heat sources.

Stability guaranteed: 12 months

The use of suitable DPI such as gloves, masks and glasses are recommended.

TECHNICAL DATA SHEET N° 0738-GB
UPDATED 12/2021

All information contained in this data sheet is the result of carefully controlled tests and is correct to the best of Lechler's knowledge at the time of issue. Since conditions of use are beyond the control of the manufacturer, information contained herein is without warranty, implied or otherwise, and final determination of the suitability of any information or material for the use contemplated and the manner of use is the sole responsibility of the user. FOR PROFESSIONAL USE ONLY.